

NOVAS

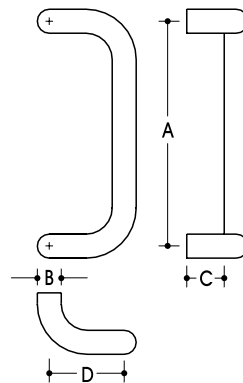
Entrance Handle Options

61004 Entrance Handle

Finish SSS, PSS

A	300	350	450	600	750	900	1000	1250	1500
B	32	32	32	32	32	32	32	32	32
C	50	50	50	50	50	50	50	50	50
D	100	100	100	100	100	100	100	100	100

ORDERING EXAMPLE: 610047532



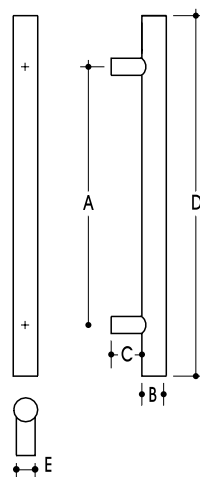
61019 Entrance Handle

Finish SSS, PSS

Standoffs 25mm Diameter Straight

A	150	300	450	600	850	1100	1350	1600	1850
B	32	32	32	32	32	32	32	32	32
C	45	45	45	45	45	45	45	45	45
D	300	450	600	750	1000	1250	1500	1750	2000
E	25	25	25	25	25	25	25	25	25

ORDERING EXAMPLE: 61019-13532SSS



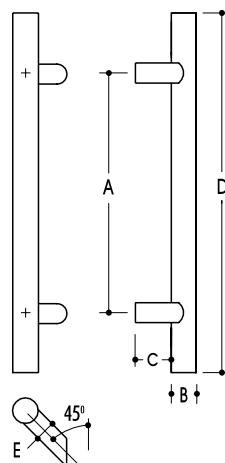
61019M Entrance Handle

Finish SSS,PSS

Standoffs 25mm Diameter, 45° Mitred / Offset

A	150	300	450	600	850	1100	1350	1600	1850
B	32	32	32	32	32	32	32	32	32
C	45	45	45	45	45	45	45	45	45
D	300	450	600	750	1000	1250	1500	1750	2000
E	25	25	25	25	25	25	25	25	25

ORDERING EXAMPLE: 61019M-4532SSS



NOVAS


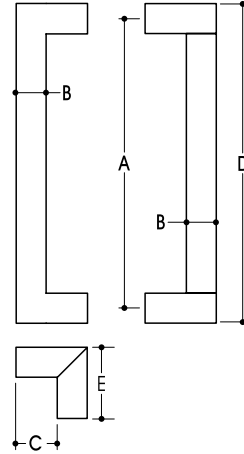
Entrance Handle Options

61024 Entrance Handle

Finish SSS, PSS
Standoffs 25mm Square, Mitred / Offset

A	300	450	600	750	900	1200	1500
B	25	25	25	25	25	25	25
C	35	35	35	35	35	35	35
D	325	475	625	775	925	1225	1525
E	120	120	120	120	120	120	120

ORDERING EXAMPLE: 61024-90SSS

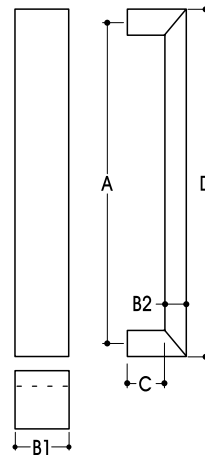


61026 Entrance Handle

Finish SSS, PSS
Standoffs 50mm x 25mm Rectangular Straight

A	300	450	600	750	900	1000	1250	1500	1750	2000
B1	50	50	50	50	50	50	50	50	50	50
B2	25	25	25	25	25	25	25	25	25	25
C	35	35	35	35	35	35	35	35	35	35
D	325	475	625	775	925	1025	1275	1525	1775	2025

ORDERING EXAMPLE: 61026-75DTPSS

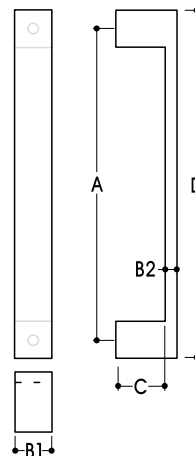


61027 Entrance Handle

Finish SSS, PSS
Standoffs 50mm x 25mm Rectangular Straight

A	300	450	600	750	900	1000	1250	1500
B1	25	25	25	25	25	25	25	25
B2	12	12	12	12	12	12	12	12
C	35	35	35	35	35	35	35	35
D	325	475	625	775	925	1025	1275	1525

ORDERING EXAMPLE: 61027-125SSS



NOVAS

Novas Maintenance of Stainless Steel

Retaining the attractive finish of stainless steel is easy with a few simple maintenance steps. When maintained properly, stainless steel will retain its visual appeal and structural integrity in wide range of applications and environments.

Novas Stainless Steel products are designed to be durable, low maintenance, highly resistant to corrosion and easily maintained resulting in a high quality, pleasing appearance.

Cleaning Stainless Steel

Stainless Steel is best cleaned using a mild detergent and a soft cloth, after washing, rinse in clean, cold water and wipe the surface dry with a soft absorbent cloth. Drying afterwards ensures there no streaky marks on the surface.

Retaining Surface Integrity

Stainless looks best if its cleaned regularly and correctly which prevents stubborn stains building up. The level of cleaning and maintenance depends primarily on its environment where the product is situated.

1.Sea Side

When Stainless Steel is in a coastal environment, tea staining of surface can occur. Tea staining is discolouration of the surface of stainless steel by corrosion. It is a cosmetic issue that does not affect the structural integrity or the lifetime of the material. Discolouration or a tea staining effect most commonly occurs within 5 kilometres of the coast and becomes progressively worse closer to the water. Regular washing also removes deposits (such as salt) that can cause corrosion. In these instances, it is recommended that cleaning is performed fortnightly.

2.Interior

Dirt, grease and fingerprints can accumulate from many sources. These can be removed by routine cleaning using a mild detergent and a soft cloth. After washing, rinse in clean, cold water and wipe the surface dry with a soft absorbent cloth. Drying afterwards ensures there are no streaky marks left on the surface. If a mild detergent or dishwashing liquid doesn't shift unsightly stains/finger-marks, then wipe over with glass cleaner on a soft cloth. You can also use a small amount of alcohol, methylated spirits, acetone or mineral turpentine. Then rinse with clean water and dry. You can give longer protection to high traffic areas by lightly rubbing with olive oil or baby oil followed by a polish and shine using a soft cloth.

3.Exterior

In most exterior environments normal rain washing is sufficient, but in more polluted or coastal regions the surfaces will require regular washing to retain its pristine condition. (see above in Sea Side for more details) Discolouration or a tea staining effect most commonly occurs within 5 kilometres of the coast and becomes progressively worse closer to the water. For rust or tougher stains apply a cream cleanser with a soft damp cloth, rub gently then rinse with clean cold water. Dry with an absorbent soft cloth.

Surface Protection

It is important to know that Stainless Steel can be Scratched so it is important to be aware that hash abrasives, steel wool or plastics sources must NEVER be used. Cloths used to rub over the stainless steel must be free of gift or chemicals and always avoid vigorous rubbing.

String minerals acids such as hydrochloric, hydrofluoric acid or bleach should never be permitted to encounter stainless steel. If this should happen, the solution must be washed off immediately with plenty of water.

Never use oil based commercial cleaners as the residual oil film can result in an iridescent colour on Stainless Steel.

Environment

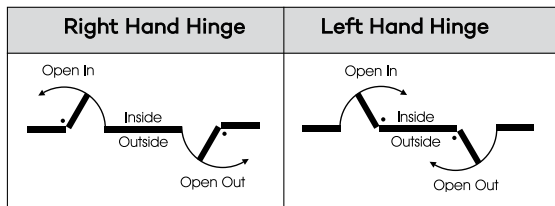
Maintenance Schedule

Seafront / Chlorinated Pool	Fortnightly
Coastal (within 5km of coast)	Monthly
Industrial and Urban	Every 3-6 months
Suburban Rural	Annually or as required
Internal	As required to maintain appearance

Please note: Unless regular maintenance of the Stainless Steel surface occurs to the appropriate schedule, the Novas Guarantee will be rendered void.

NOVAS

Handing

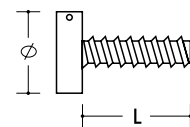


Drilling Details

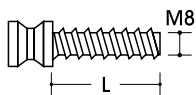
TUBE SIZE	BOLT SIZE	GLASS DOOR HOLE SIZE	GLASS DOOR HOLE SIZE
ø 25	M8	ø 12	ø 12
ø 32	M8	ø 12	ø 12
ø 38	M8	ø 12	ø 12
ø 50	M8	ø 12	ø 12

Accessories - Fixing Disk

DISK DIA	DOOR THICKNESS UP TO 15MM (L-25MM)	DOOR THICKNESS UP TO 55MM (L-65MM)	DOOR THICKNESS UP TO 100MM (L-110MM)
ø 25	61FDG25	61FDTM25	61FDTM25100
ø 32	61FDG32	61FDTM32	61FDTM32100
ø 38	61FDG38	61FDTM38	61FDTM38100
ø 50	61FDG50	61FDTM50	61FDTM50100



Accessories - Fixing Bolt



To suit ø25mm, ø32mm, ø38mm, ø50mm Handles

L	DOOR THICKNESS	PART NO.
25mm	up to 15mm	61BTBG19/25/32
65mm	up to 55mm	61BTBTM19/25/32
110mm	up to 100mm	61BTB10019/25/32

NOVAS

Fixing Options

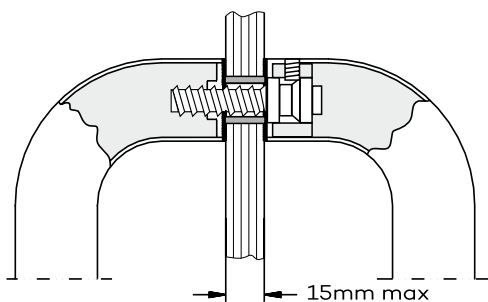
Fixing

Entrance Handles are available with fixings to suit Timber, Metal or Glass Doors.

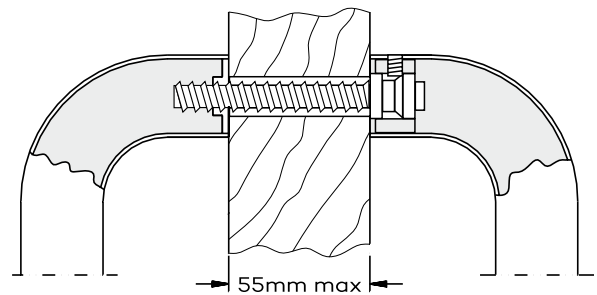
Door Thickness

Standard fixings suit maximum 15mm thick glass doors and maximum 55mm thick timber/metal doors. Additional fixings available to suit special applications upon request.

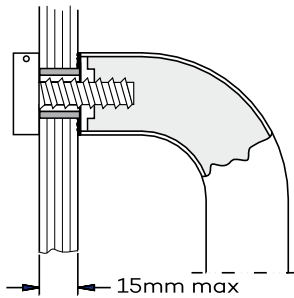
BG - BACK TO BACK , GLASS DOORS



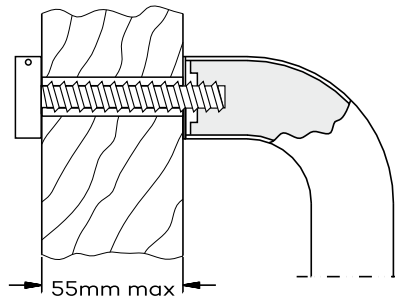
BG - BACK TO BACK FIXING , TMBER/METALGLASS DOORS



DG - SINGLE DISK FIXING ,
GLASS DOORS



DT - SINGLE DISK FIXING ,
TIMBER /METAL DOORS



ST - SINGLE FIXING ,
TIMBER DOORS

