

# NOVAS

## KL200 Key 'IN' Lever

The KL200 is aesthetically designed, offering a robust key and lever solution for use in areas such as age care and semi-commercial developments.

### Features

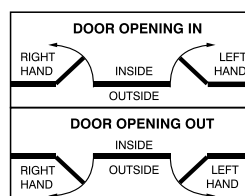
Size:	75mm Rose
Fixing:	5 point secure fixing. Combined Tie bolt and cylindrical housing. 54mm bore hole.
Cylinder/Keying:	Standard C4 key way (KD) Keyed to differ with 2 keys, keyed alike (KA) or Restricted Master Keying (SG Profile) available on request. KD, KA, MK, GMK and available with construction cylinder.
Standard Finishes:	SC, CP.
Door Thickness:	35-45mm doors.
Testing:	Level D2 durability or 300,000 cycles. Salt tested to 96 hrs.
Latch Bolt:	Stainless Steel Latch Bolt. 60/70mm adjustable latch bolt. 127mm latch bolt. Radius corners for easy installation. Drive in latch available for 60/70mm on request.
Functions:	Entry, Passage, Privacy, Storeroom, Classroom, Double Cylinder, & Dummy Set.
Packaging:	1 Set per box pack.



### Finishes

Stock - Satin Chrome Plate	SC
Manufacture to order - Chrome Plate	CP

### Door Handing



Can be used on right or left doors, open in or open out.

### Ordering Codes

#### KL200 Series Key and Lever

KL205SDLHRH	SC/CP	ENTRANCE LOCKSET
KL210SDLHRH	SC/CP	PASSAGE SET
KL215SDLHRH	SC/CP	PRIVACY SET
KL220SDLHRH	SC/CP	STOREROOM LOCKSET
KL225SDLHRH	SC/CP	CLASSROOM LOCKSET
KL230SDLHRH	SC/CP	DOUBLE CYLINDER LOCKSET
KL235SDLHRH	SC/CP	DUMMY SET
KL240SDLHRH	SC/CP	COMMUNICATION LOCKSET

#### KL200 Series Key and Lever Accessories

KLADJLATCH60/70	SC	ADJUSTABLE LATCH 60/70MM
KLLATCH127	SC	LATCH - 127MM

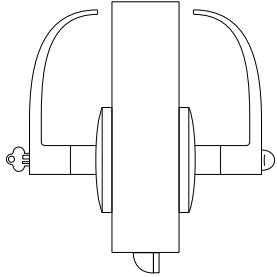


Fire Rated

# NOVAS

## KL200 Key 'IN' Lever

### Entrance Lockset KL205SDLH/RH

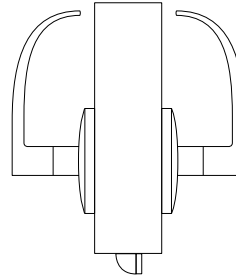


Outside: Opened by handle when unlocked. Key unlocks exterior.  
Inside: Opened by handle at all times. Pushbutton locks exterior handle.

Option: Rigid handle when snibbed.

Backset  
60/70mm Adjustable  
127mm Fixed

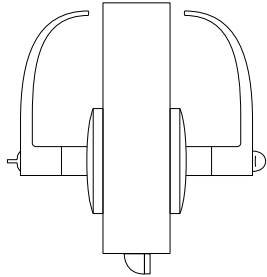
### Passage Set KL210SDLH/RH



Outside: Opened by handle at all times.  
Inside: Opened by handle at all times.

Backset  
60/70mm Adjustable  
127mm Fixed

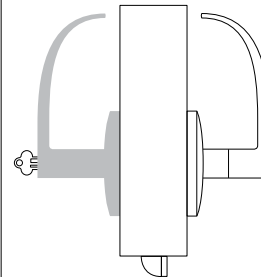
### Privacy Set KL215SDLH/RH



Outside: Opened by handle when unlocked. Coin or screwdriver in emergency button unlocks handle.  
Inside: Opened by handle at all times. Pushbutton locks outside handle.

Backset  
60/70mm Adjustable  
127mm Fixed

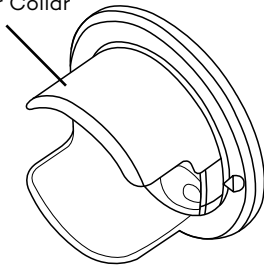
### Storeroom Lockset KL220SDLH/RH



Outside: Opened by key only. Outside handle is rigid at all times.  
Inside: Opened by handle at all times.

Backset  
60/70mm Adjustable  
127mm Fixed

Cylinder Collar



Note:  
Warranty will be void if cylindrical collar is not installed with lock

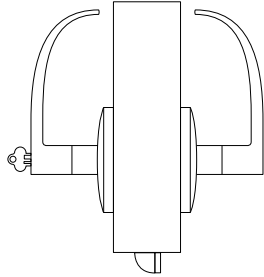


Fire Rated

# NOVAS

## KL200 Key 'IN' Lever

### Classroom Lockset KL225SDLH/RH

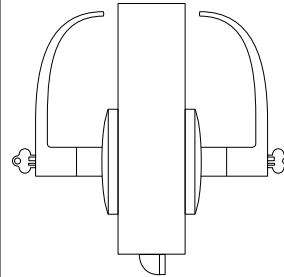


Outside: Opened by handle when unlocked. Key locks or unlocks exterior handle.

Inside: Opened by handle at all times.

Backset  
60/70mm Adjustable  
127mm Fixed

### Double Cylinder Lockset KL230SDLH/RH

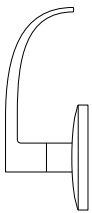


Outside: Opened by handle when unlocked. Key locks or unlocks both handles.

Inside: Opened by handle when unlocked. Key locks or unlocks both handles.

Backset  
60/70mm Adjustable  
127mm Fixed

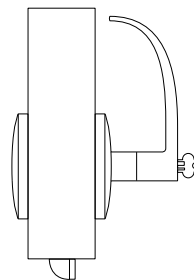
### Dummy Set KL235SDLH/RH



Single Side: Used for door pull or as matching inactive trim.

Backset  
60/70mm Adjustable  
127mm Fixed

### Communication Lockset KL240ETLH/RH

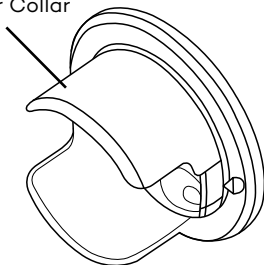


Outside: Blank plate only.

Inside: Locks or unlocks by key from inside only.

Backset  
60/70mm Adjustable  
127mm Fixed

Cylinder Collar



**Note:**  
Warranty will be void if cylindrical collar is not installed with lock



Fire Rated