

NOVAS

6500 Sliding Door Locks

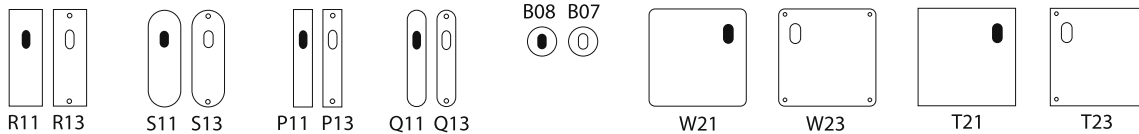
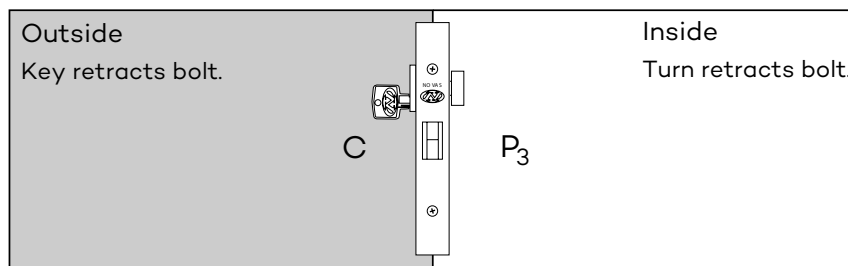
Function:

- Sliding Door Bolt Retracted by Key and/or Turn.

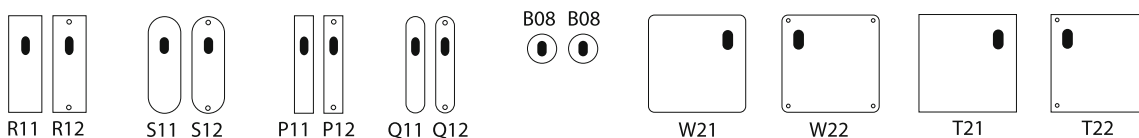
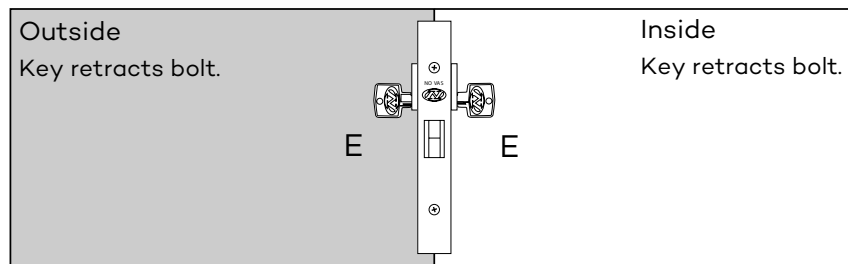
Specifications:

Case:	Zinc alloy pressure cast.	Door Thickness:	32mm to 50mm standard.
Deadlatch Bolt:	Sintered stainless steel.		Extended cylinders, spindles & screws available upon request for thicker doors.
Inner Forend:	Hardened steel.	Finishes:	SSS, PSS.
Faceplate:	Stainless steel.		
Backsets:	60mm standard, 89mm and 127mm.		
Locking Bar:	Zinc with sintered locking pins.		
Cylinder:	Satin chrome brass 6 pin C4 keyway standard. Novas Master Keying (ref: to Novas SG/MS4 Master Keying).		

Sliding Door Lock-Code 6505



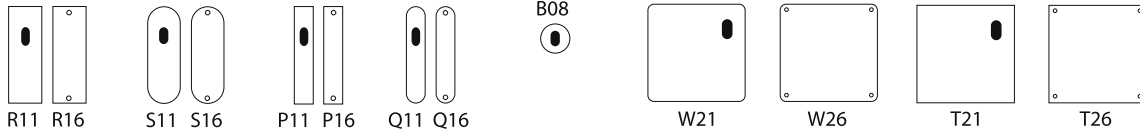
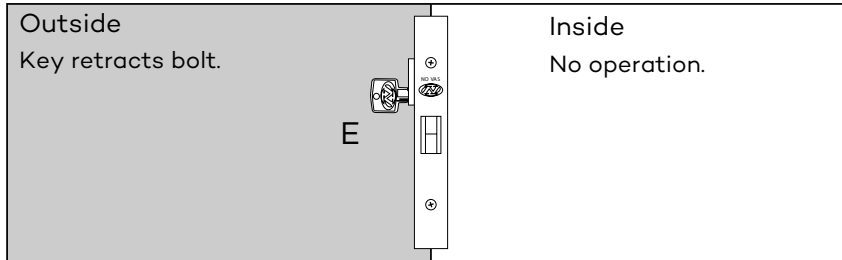
Sliding Glass Door Lock-Code 6510



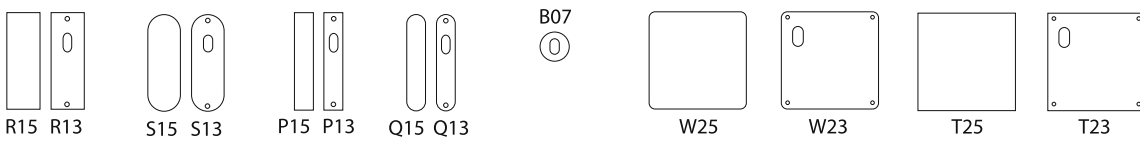
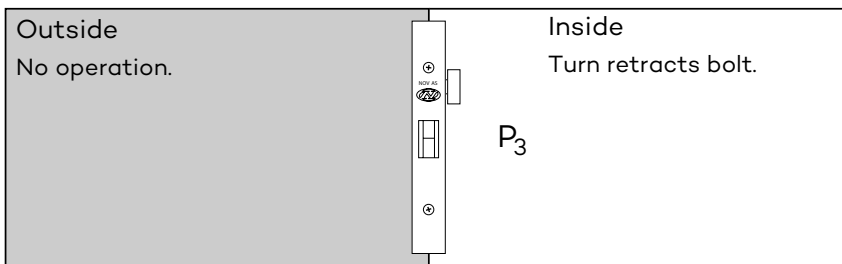
NOVAS

6500 Sliding Door Locks

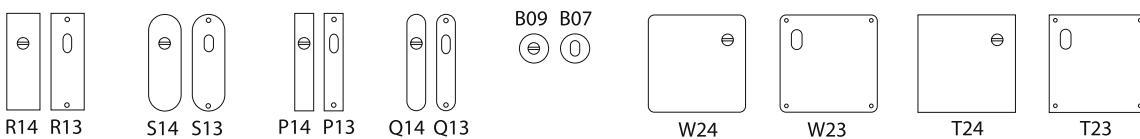
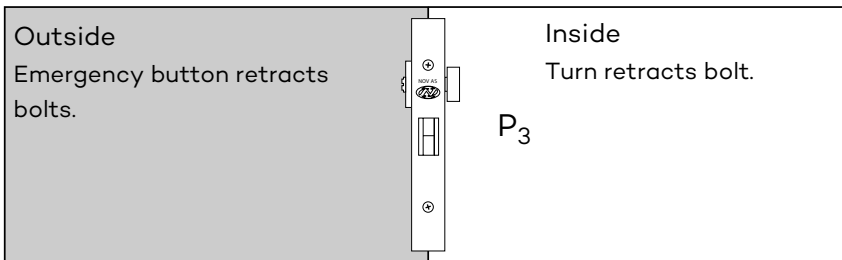
Sliding Lock-up Sop Deadlock-Code 6515



Exit Door Deadlock-Code 6520



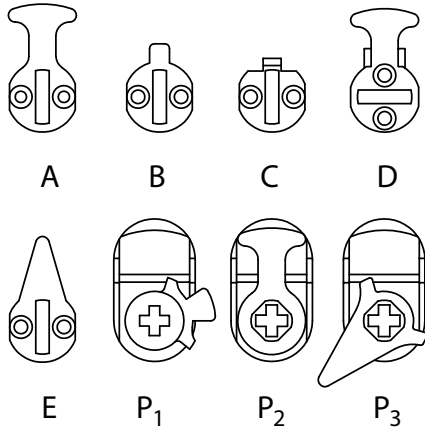
Sliding Door Privacy Latch-Code 6525



NOVAS

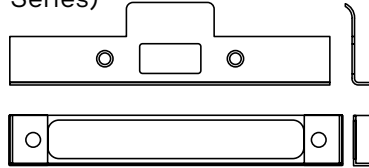
Cams, Adaptors and Rebate Kits

Cams and Adaptors

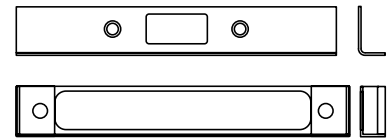


Rebate Kits

6600-R
(Suits 6100, 6200 & 6300 Series)

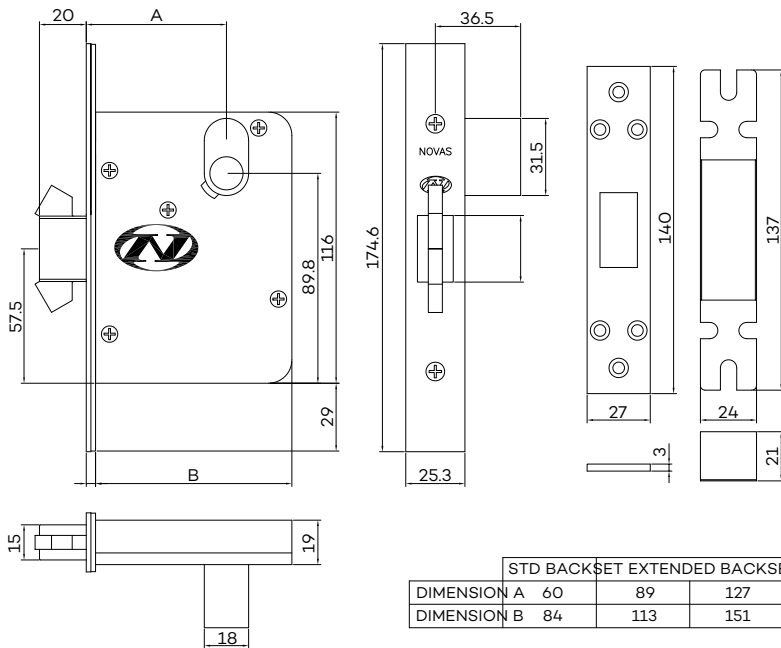


6600-D
(Suits 6400 & 6500 Series)



Dimensional Drawing

6500 Sliding Door Locks



NOVAS

Novas 6000 Series Multi Function Mortice Locks

The 6000 Series has been designed specifically to embrace the Australian markets requirements for a mortice lock that is as robust as it is user friendly.

The universal multi-function lock case allows any pre-set function to be quickly changed to suit your specific application, the additional "Anti-Lockout" feature built into the lock case allows conversion literally within seconds.

Independently tested to meet the Australian Standards (D3 – Durability and S2 – Security) the Novas 6000 Series covers all the angles.

The 6000 Series Mortice Locks are manufactured with the highest quality components with each specific lock undergoing stringent Q.A testing prior to release into the market.

Performance Features

- **Function:** The 6000 series Multi-Function locks allows easy conversion from Vestibule to Combination function. Vestibule (inside handle always operative - escape) / Combination (both handles locked or unlocked).
- **Anti-Lockout:** The 6000 series Multi-Function lock comes with a built in ANTI-LOCKOUT function.
- **Universal handing:** The stainless steel latch bolt is fully reversible by removing the faceplate and simply rotating the bolt (refer to handing chart).
- **Door Thickness:** Standard locks will suit 32mm-50mm thick doors. Extended cylinders, spindles and screws available upon request for thicker doors.
- **Door Furniture:** The 6000 series lock case will accept door furniture with bolt through fixing for 38mm-41mm horizontal and 50.8mm diagonal applications.
- **Australian Standards:** The 6000 series locks conform to the Australian standards (AS 4145.2-1993) tested independently to meet durability (D3) and physical security (S2) standards.
- **SCEC Rating:** The Novas 6000 series locks have been successfully tested to comply to the intruder resistant rating.
- **Fire Rating:** The Novas 6000 series locks have been successfully tested over a 2 hour period on fire door as specified in the Australian/New Zealand standards AS/NZS 1905.1-1997 part 1 fire resistant door sets.
- **Backset:** 60mm standard, 89mm and 127mm available.

Services

Novas Architectural offers a fully comprehensive (free of charge) specification/door scheduling service to meet your specific project requirements. Door schedules are prepared by our scheduling team who are all design and/or industry trained professionals. Please contact your local Novas Architectural representative for assistance.

Guarantee

Novas Architectural guarantee all their products against defects in workmanship and materials subject to inspection and confirmation of fair wear and tear within the normal working life of the product.

Novas Architectural assumes no liability for:

1. Improper installation or failure to follow fitting instructions.
2. Product failure due to improper maintenance or unfair wear and tear.
3. Indirect or consequential loss or damage.
4. Cost of removal and/or replacement.
5. Cost of freight and/or travelling expenses.
6. Some plated finishes are classified as soft finishes. Deterioration is possible under some climatic conditions and cannot be unconditionally guaranteed.

Consult your local Novas Architectural Representative or Agent for advice on all finishes.