

NOVAS

3200 Combination Locks

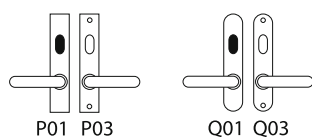
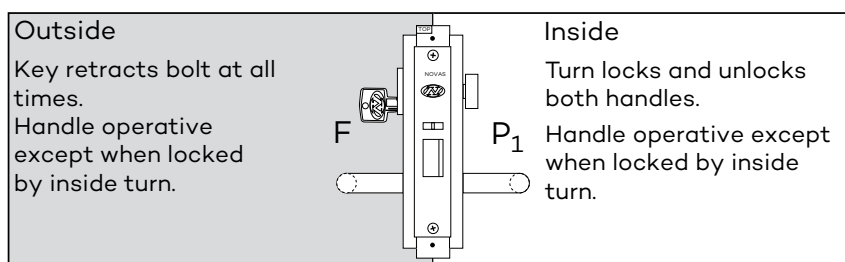
Function:

- Key and/or turn locks or unlocks either/or both handles
- Automatic deadlatching when door is closed
- Reversible bolt - universal handing
- Set function after installation via hubs

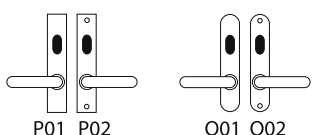
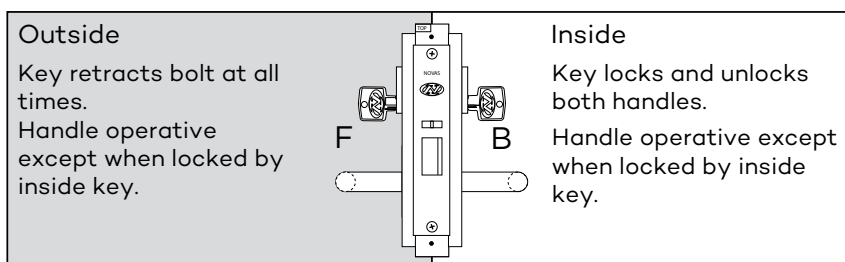
Specifications:

Case:	Zinc alloy pressure cast.	Cylinder:	Satin chrome brass 6 pin C4 keyway standard.
Latch Bolt:	Sintered stainless steel.		Novas master keying (ref: to Novas SG/MS4 Master Keying).
Deadlatch Bolt:	Sintered stainless steel.	Door Thickness:	Metal doors - 32mm to 48mm standard.
Faceplate:	Stainless steel.		Designed to be used on narrow stile aluminium door sections, with a minimum internal depth of 39mm. Extended cylinders, spindles & screws available upon request for thicker doors.
Strike Plate:	Stainless steel - universal.	Finishes:	SSS, PSS.
Backsets:	23mm, 30mm & 38mm.		
Spindles:	2 split spindles.		
Followers:	Sintered Stainless Steel.		
Locking Bar:	Press mild steel.		

Entry Lock-Code 3205



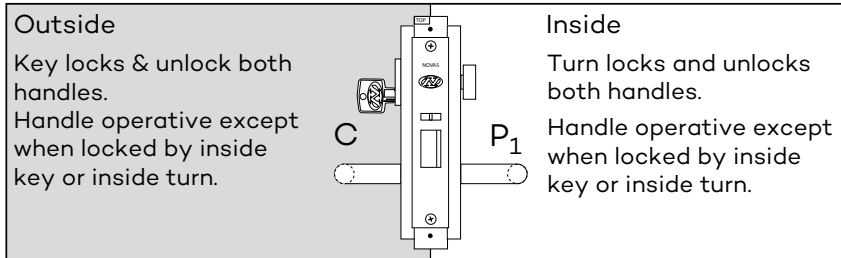
Glass Door Lock-Code 3210



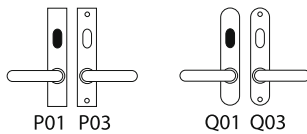
NOVAS

3200 Combination Locks

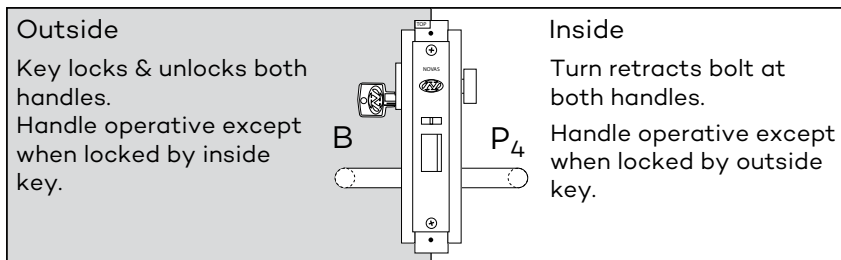
Entry Lock-Code 3215



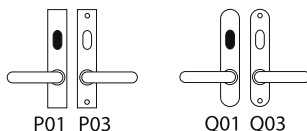
Note: Denote "A" to lock code for anti-lockout function where required.



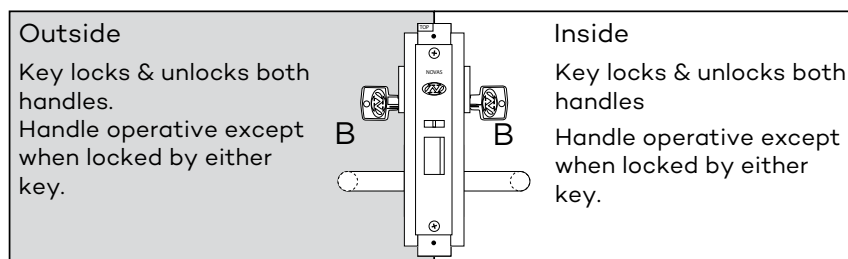
Turn Entry Lock-Code 3220



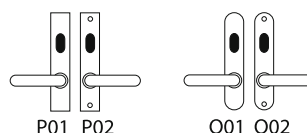
Note: Denote "A" to lock code for anti-lockout function where required.



Glass Door Lock Double Cylinder-Code 3225



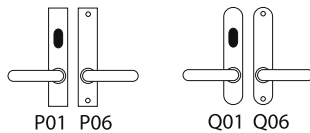
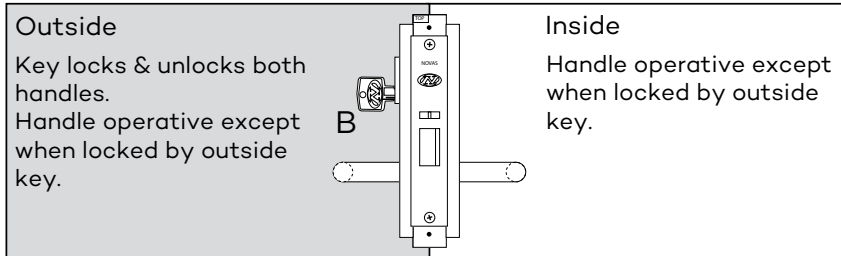
Note: Denote "A" to lock code for anti-lockout function where required.



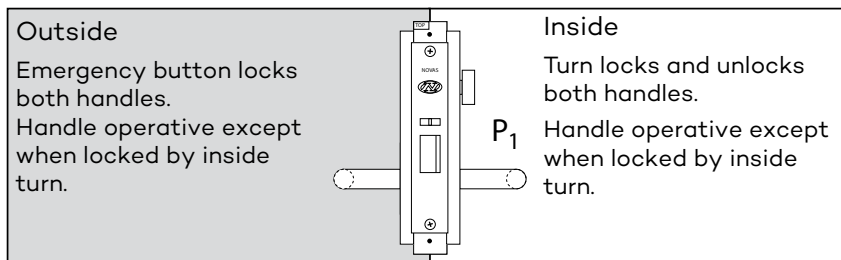
NOVAS

3200 Series Combination Locks

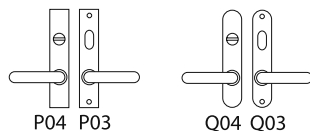
Glass Door Lock Single Cylinder-Code 3230



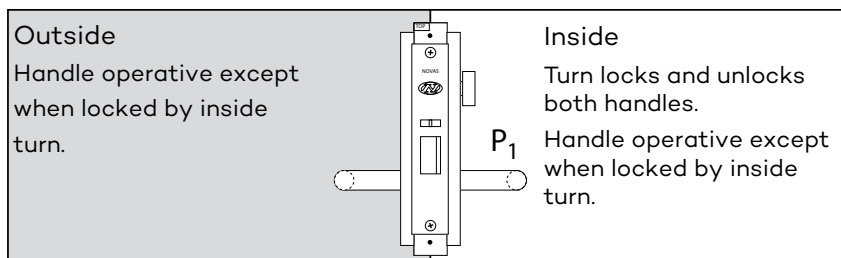
Privacy Latch-Code 3235



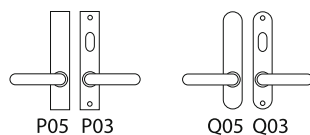
Note: Denote "A" to lock code for anti-lockout function where required.



Exterior Privacy Latch-Code 3240



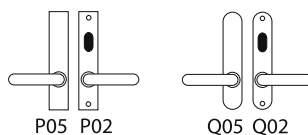
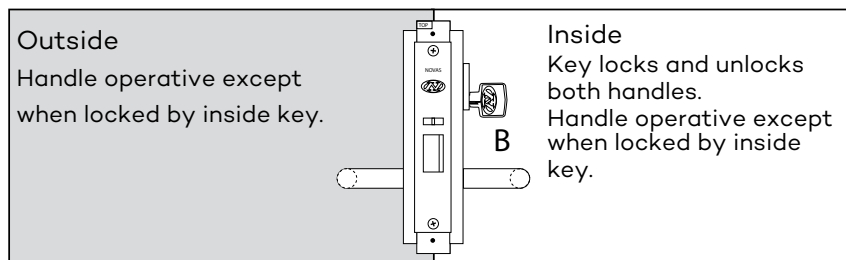
Note: Denote "A" to lock code for anti-lockout function where required.



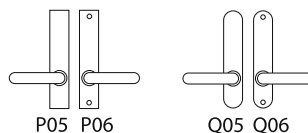
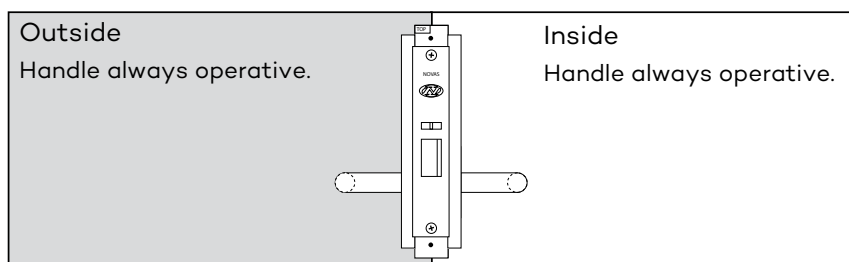
NOVAS

3200 Series Combination Locks

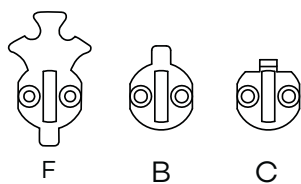
Exterior Lock-Code 3245



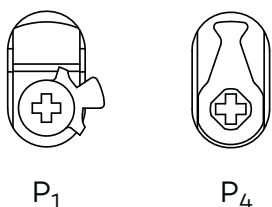
Passage Latch-Code 3250



Cams and Adaptors



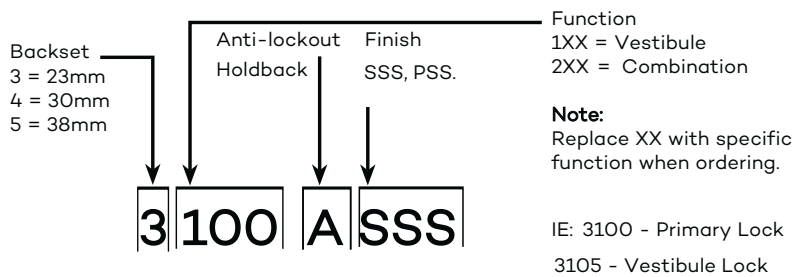
Cams to suit 3000 series.



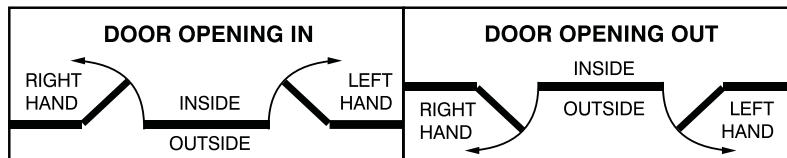
Turn adaptors to suit 3000 series.

NOVAS

Guide to Catalogue Numbers

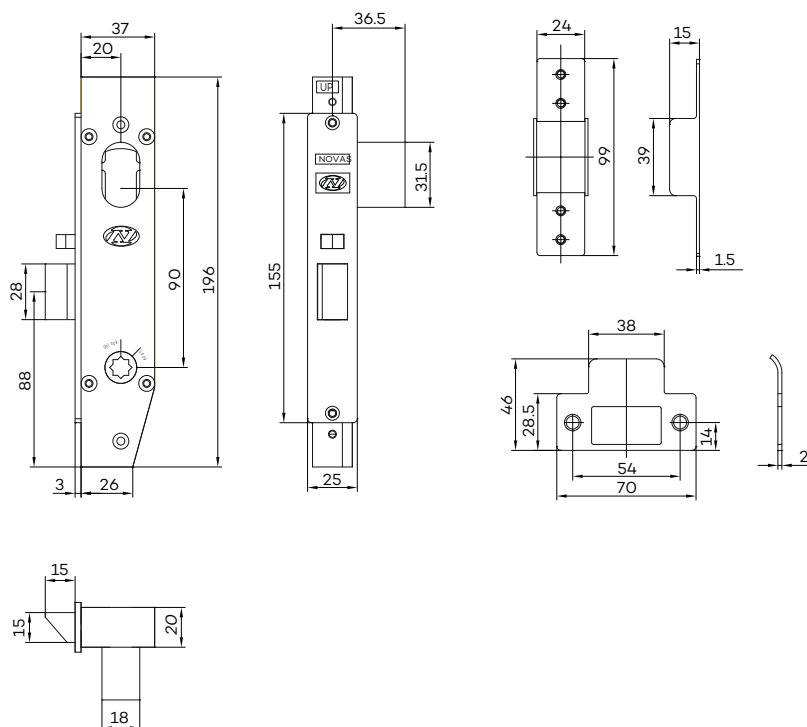


Door Handing



Dimensional Details

3200 Vestibule Locks & Combination Locks



NOVAS

Novas 3000 Series Multi Function Narrow Stile Locks

The 3000 series has been designed specifically to embrace the Australian markets requirements for a mortice lock that is robust as it is user friendly.

The universal multi-function lock case allows the user to set function AFTER the lock has been installed.

Independently tested to meet the Australian Standards (D3–Durability and S2–Security) the Novas 3000 series cover all commercial situations.

Performance Features

- **Function:** The 3000 series multi-function narrow stile lock allows easy conversion from Vestibule to Combination function. Vestibule (inside handle always operative – escape) Combination (both handles locked or unlocked).
- **Anti-Lockout/Hold Back:** The 3000 series Narrow stile lock is available with an anti-lockout/hold back feature. This is an extra function built into the lock when assembled in the factory, if you require the function please refer to ordering procedure.
- **Universal Handling:** The stainless steel latch bolt is fully reversible by removing the face plate and simply rotating the bolt (refer to handling chart).
- **Door Thickness:** 35mm – 48mm standard. Designed to be used on narrow stile aluminium door sections, with a minimum depth of 39mm. Wooden doors – 32mm to 48mm standard. Extended cylinders, spindles and screws available upon request for thicker doors.
- **Door Furniture:** The 3000 series case will accept bolt-through fixing 159mm vertical fixing door furniture such as the Novas “P” and “Q” series narrow stile furniture.
- **Australian Standards:** The 3000 series locks conform to the Australian standards (AS4145.2-1993) tested independently to meet durability (D3) and physical security (S2) requirements.
- **Backset:** (23mm, 30mm and 38mm available).

Services

Novas Architectural offers a fully comprehensive (free of charge) specification/door scheduling service to meet you specific project requirements. Door schedules are prepared by our scheduling team who are all design and/or industry trained professionals. Please contact your local Novas Architectural representative for assistance.

Guarantee

Novas Architectural guarantee all their products against defects in workmanship and materials subject to inspection and confirmation of fair wear and tear within the normal working life of the product.

Novas Architectural assumes no liability for:

1. Improper installation or failure to follow fitting instructions.
2. Product failure due to improper maintenance or unfair wear and tear.
3. Indirect or Consequential loss or damage.
4. Cost of removal and/or replacement.
5. Cost of freight and/or travelling expenses.
6. Some plated finishes are classified as soft finishes. Deterioration is possible under some climatic conditions and cannot be unconditionally guaranteed.

Consult your local Novas Architectural Representative or Agent for advice on all finishes.