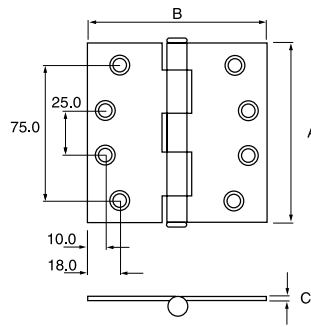


Architectural Hinges

Heavy Duty Button Tipped-Wide Throw

Description

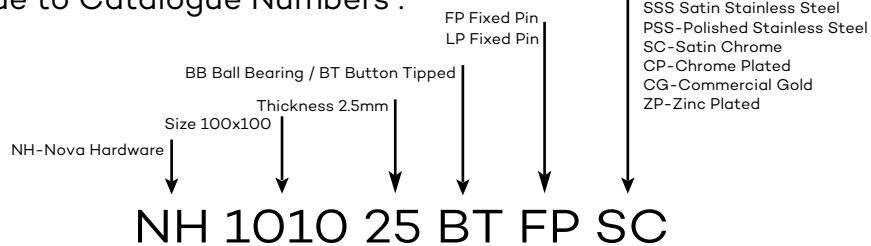
Stainless grade 304.
 Hole pattern to suit Australian Standards. Metric Sizes.
 Standard packs of 20.
 Fixed Pin.
 Fixings.
 10G x 1 1/4" CSK Pozi drive woodscrew. M5 metal thread.



Fixed Pin - Stainless Steel

Product Code	Dimensions			Finish
	A	B	C	
1012532BTFP	100	125	3.2	SSS
1015032BTFP	100	150	3.2	SSS
1017532BTFP	100	175	3.2	SSS
1020032BTFP	100	200	3.2	SSS
1022532BTFP	100	225	3.2	SSS
1025032BTFP	100	250	3.2	SSS

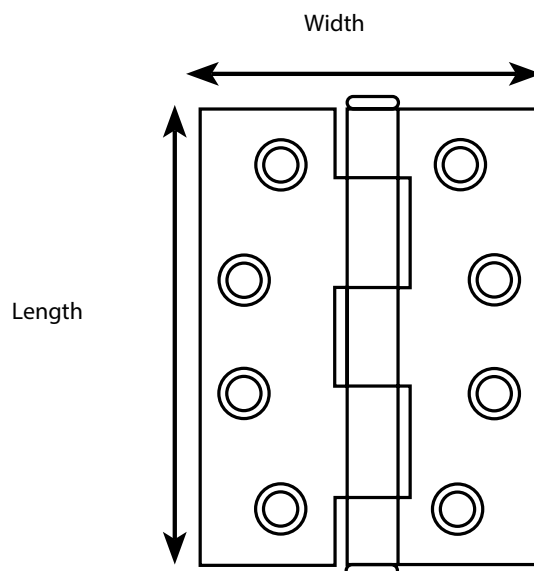
Guide to Catalogue Numbers :



Hinge Selection Chart:

Door Thickness (mm)	Door Width (mm)	Door Height (mm)	Recommended Hinge Selection - Architectural
30-45mm	Under 900mm	2040mm	2 x 100 x 75mm Internal Doors 3 x 100 x 75mm External Doors
30-45mm	Under 900mm	Between 2040 & 2340mm	3 x 100 x 75mm
		Between 2340 & 3000mm	4 x 100 x 75mm
45-55mm	Under 1050mm	2040mm	3 x 100 x 100mm
		Between 2040 & 2340mm	3 x 100 x 100mm
		Between 2340 & 3000mm	4 x 100 x 100mm

NOVAS



Novas Hinges

Novas Architectural manufacture and market architectural and domestic quality hinges to Australia and other International markets, USA, UK and Asia. We also manufacture hinges for special applications. Please contact us if you have a requirement for non-standard products.

Hinge Data:

- Hinge height is always the first measurement followed by the width and gauge.
- Height of the hinge is the length of the leaf, not including the tips of the pin.
- Width of a hinge is measured across both leaves when the hinge is fully opened.

Loose Pin or Fixed Pin:

- A hinge supplied with loose pin means that pins is capable of being removed for ease of fitting or later maintenance on the door.
- Loose pin should never be used on exterior opening or security doors. In these circumstances for security reasons, fixed or specifically designed security hinges should always be used.

Hinges per door:

- As a general guide. Specify two hinges for average doors up to 2040mm in height. Doors over 2040mm and under 2340mm require three hinges.
- Doors over 2340mm and under 3050mm require four hinges.
- Doors fitted with door closers are subjected to greater forces and stresses than free hanging doors. The top hinge in particular suffers severe stress. Under these conditions it is recommended that a minimum of three hinges be used, the third hinge takes up the extra load and adds to the life of the installation. Under these conditions it is recommended that ball bearing or sinter lube bearing be used.

Guarantee

Novas Architectural guarantee all their products against defects in workmanship and materials subject to inspection and confirmation of fair wear and tear within the normal working life of the product.

Novas Architectural assumes no liability for:

1. Improper installation or failure to follow fitting instructions.
2. Product failure due to improper maintenance or unfair wear and tear.
3. Indirect or consequential loss or damage.
4. Cost of removal and/or replacement.
5. Cost of freight and/or travelling expenses.
6. Some plated finishes are classified as soft finishes. Deterioration is possible under some climatic conditions and cannot be unconditionally guaranteed.

Consult your local Novas Architectural Representative or Agent for advice on all finishes.